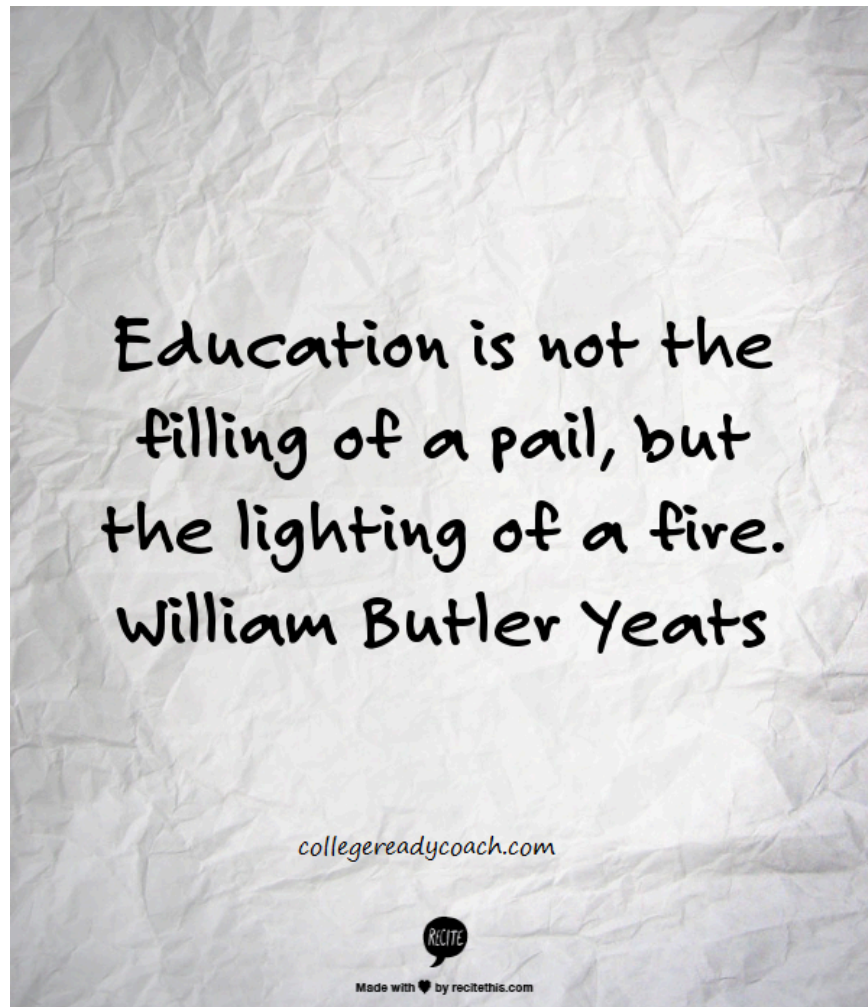


Inquiry with Informational Text: How to Cultivate Whole-Class Discussion.

-Learn how to cultivate lively whole-class discussion of informational text in any subject are based on student-generated questions. Textual evidence, and a workshop approach that naturally engages students!

Mark Levine, Lukancic Middle School Romeoville, Illinois



Students Naturally Have Questions~!

-As teachers, we have to TRUST our students to find the questions that matter. Very often we “push” our students into the questions that we want them to ask without allowing them to find the questions that matter.

-Our role is to guide our students towards CURIOSITY...

-Being curious is new for many students in the school setting. Most have spent their school hours learning what the teacher wants them to. They are used to answering the teacher’s questions. We must BREAK the cycle and teach new habits.

-Just like any good habit, we need to start small and build until it becomes natural for our students. This takes time, patience, and routine.



Curiosity Workshop...

Step One- “What are you curious about?” Teacher Version.

-This gives students the opportunity to get used to questions of the teacher. It allows students to feel safe in creating questions and allows them to become comfortable with the process of feeling that their questions matter.

How it works.

1. Give a brief text of high interest about the content being taught.
2. Have students CLOSE read the text alone or in pairs.
3. Have students annotate and write questions of interest within the text.
4. Ask the students, “What are you curious about?”
5. Field ALL questions until exhaustion.
6. After all questions have been asked, have students go back into the text and make notes of NEW realizations with their new knowledge.

What next?

Repeat and make it part of your routine!!!

**I HAVE NO SPECIAL
TALENTS. I AM ONLY
PASSIONATELY
CURIOUS.
-ALBERT EINSTEIN**

Curiosity Workshop...

Step Two- “What are you curious about?” Student Version.

How it works.

1. Give a brief text of high interest about the content being taught.
2. Have students CLOSE read the text alone or in pairs.
3. Have students annotate and write questions of interest within the text.
4. Ask the students, “What are you curious about?”
5. In table groups (3-6), have the students direct questions towards peers asking, “What do you know about...” or “What do you think about...?”
6. After all questions have been asked, have students go back into the text and make notes of NEW realizations with their new knowledge.
7. After the last step, open questions up for the teacher!

What next?

Repeat and make it part of your routine!!!



Curiosity Workshop...

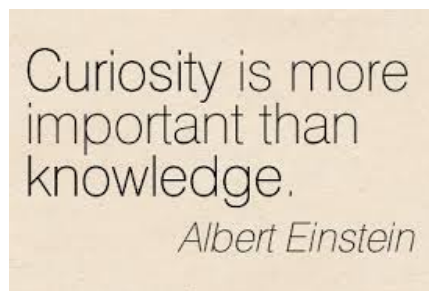
Step Three- The Expert Panel!

How it works.

1. Give a brief text of high interest about the content being taught.
2. Have a different text for each of three to five groups.
3. Have students CLOSE read the text alone or in pairs.
4. Have students annotate and write questions of interest within the text.
5. Have the students share in their groups what they have learned and annotated.
6. Have each group go in front of the room (seated) and they are the expert panel open for questions.
7. Have the students give a One-Sentence summary of their article and then open the floor for questions.
8. Have student ask, "What are you curious about?"
9. Once all students have fielded questions, pass out copies of the text so all students have all versions of text. Have students read and annotate.

What next?

Repeat and make it part of your routine!!!



Curiosity Workshop...

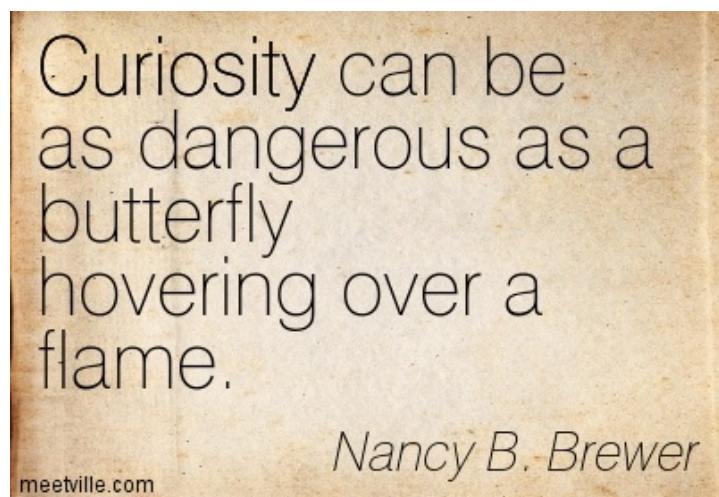
Step Four- Students take control!

How it works.

1. Give a brief text of high interest about the content being taught.
2. Field a few questions from the students, "What are you curious about?"
3. Once you are brave enough, ask student, "Who can answer that for him/her?"
4. Model them throwing questions out while you call on students to answer to the best of their knowledge.
5. Eventually, make is a discussion where no raising of the hands is needed. Just respectful dialog.
6. It is now the teacher's role to simply guide and keep on target...or ask, "What if..." question.

What next?

Repeat and make it part of your routine!!!



Curiosity's Leading Cause Is Knowledge

© 1994-2014 Curiosity's Leading Cause Is Knowledge

The Workshop Approach:

Notes:

Finding Text:

Notes:

Keeping it Fresh:

Notes:

Thanks so much for listening!

**Mark Levine
Lukancic Middle School
Levinema@vvsd.org
Romeoville, Illinois**

**Got questions? Email me...OR Come and visit me in the
classroom!**

Mark